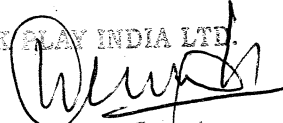


| Statement Showing Shareholding Pattern | | | |
|--|--------------------------------------|--|---|
| Name of the Company : | OK PLAY INDIA LIMITED | | |
| Scrip Code : | 526415 | Quarter Ended 31st December, 2012 | |
| Partly paid-up Shares | No. of partly paid-up Shares | As a % of total no. of partly paid-up Shares | As a % of total no. of Shares of the Company |
| Held by promoter/promoter group | 0 | 0 | 0 |
| Held by public | 26000 | 100 | 0.16 |
| Total | 26000 | 100 | 0.16 |
| Outstanding convertible securities:- | No. of outstanding securities | As a % of total no. of outstanding convertible securities | As a % of total no. of shares of the company, assuming full conversion of the convertible securities |
| Held by promoter/promoter group | 0 | 0 | 0 |
| Held by public | 24 | 100 | 0.61 |
| Total | 24 | 100 | 0.61 |
| Warrants :- | No. of warrants | As a % of total no. of warrants | As a % of total no. of shares of the company, assuming full conversion of warrants: |
| Held by promoter/promoter group | 0 | 0 | 0 |
| Held by public | 0 | 0 | 0 |
| Total | 0 | 0 | 0 |
| Total paid-up capital of the company , assuming full conversion warrants and convertible securities | 160677400 | | |

For OK PLAY INDIA LTD.

 Company Secretary


| | | Statement Showing Shareholding Pattern | | | | | | |
|-----------------------|---|--|-----------------------------------|--|--|----------------------------------|--|---------------------------------------|
| Name of the Company : | | OK PLAY INDIA LIMITED | | | | | | |
| Scrip Code : | | 526415 | Quarter Ended 31st December, 2012 | | | | | |
| Category code (I) | Category of Shareholder (II) | Number of Shareholders (III) | Total number of shares (IV) | Number of shares held in dematerialized form (V) | Total shareholding as a percentage of total number | | Shares Pledged or otherwise encumbered | |
| | | | | | As a percentage of (A+B) ¹ (VI) | As a percentage of (A+B+C) (VII) | Number of shares (VIII) | As a percentage (IX)=(VIII)/(V) * 100 |
| (A) | Shareholding of Promoter and Promoter Group ² | | | | | | | |
| 1 | Indian | | | | | | | |
| (a) | Individuals/ Hindu Undivided Family | 12 | 9869002 | 9869002 | 61.750 | 61.750 | 4794000 | 48.576 |
| (b) | Central Government/ State Government(s) | 0 | 0 | 0 | 0.00 | 0.00 | 0 | 0.00 |
| (c) | Bodies Corporate | 1 | 750000 | 750000 | 4.693 | 4.693 | 0 | 0.00 |
| (d) | Financial Institutions/ Banks | 0 | 0 | 0 | 0.00 | 0.00 | 0 | 0.00 |
| (e) | Any Others(Specify) | 0 | 0 | 0 | 0.00 | 0.00 | 0 | 0.00 |
| (e-i) | | | | | | | | |
| (e-ii) | | | | | | | | |
| | Sub Total(A)(1) | 13 | 10619002 | 10619002 | 66.443 | 66.443 | 4794000 | 45.145 |
| 2 | Foreign | | | | | | | |
| a | Individuals (Non-Residents Individuals/ Foreign Individuals) | 0 | 0 | 0 | 0.00 | 0.00 | 0 | 0.00 |
| b | Bodies Corporate | 0 | 0 | 0 | 0.00 | 0.00 | 0 | 0.00 |
| c | Institutions | 0 | 0 | 0 | 0.00 | 0.00 | 0 | 0.00 |
| d | Any Others(Specify) | 0 | 0 | 0 | 0.00 | 0.00 | 0 | 0.00 |
| | | | | | | | | |
| | Sub Total(A)(2) | 0 | 0 | 0 | 0.00 | 0.00 | 0 | 0.00 |
| | | | | | | | | |
| | Total Shareholding of Promoter and Promoter Group (A)= (A)(1)+(A)(2) | 13 | 10619002 | 10619002 | 66.443 | 66.443 | 4794000 | 45.145 |

Wijaya
Company Secretary

| | | | | | | | | |
|------------|---|-------------|-----------------|-----------------|---------------|---------------|----------------|--------------|
| (B) | Public shareholding | | | | | | | |
| 1 | Institutions | | | | | | | |
| (a) | Mutual Funds/ UTI | 1 | 5600 | 0 | 0.04 | 0.04 | N.A. | N.A. |
| (b) | Financial Institutions/ Banks | 0 | 0 | 0 | 0.00 | 0.00 | N.A. | N.A. |
| (c) | Central Government/ State Government(s) | 0 | 0 | 0 | 0.00 | 0.00 | N.A. | N.A. |
| (d) | Venture Capital Funds | 0 | 0 | 0 | 0.00 | 0.00 | N.A. | N.A. |
| (e) | Insurance Companies | 0 | 0 | 0 | 0.00 | 0.00 | N.A. | N.A. |
| (f) | Foreign Institutional Investors | 0 | 0 | 0 | 0.00 | 0.00 | N.A. | N.A. |
| (g) | Foreign Venture Capital Investors | 0 | 0 | 0 | 0.00 | 0.00 | N.A. | N.A. |
| (h) | Any Other (specify) | 0 | 0 | 0 | 0.00 | 0.00 | N.A. | N.A. |
| (h-i) | | | | | | | | |
| (h-ii) | | | | | | | | |
| | Sub-Total (B)(1) | 1 | 5600 | 0 | 0.04 | 0.04 | N.A. | N.A. |
| B 2 | Non-institutions | | | | | | | |
| (a) | Bodies Corporate | 139 | 1398163 | 1381363 | 8.75 | 8.75 | N.A. | N.A. |
| (b) | Individuals | | | | | | | |
| I | Individuals -i. Individual shareholders holding nominal share capital up to Rs 1 lakh | 8334 | 2322168 | 1505877 | 14.53 | 14.53 | N.A. | N.A. |
| II | ii. Individual shareholders holding nominal share capital in excess of Rs. 1 lakh. | 38 | 1250278 | 1250278 | 7.82 | 7.82 | N.A. | N.A. |
| (c) | Any Other (NRI) | 285 | 348862 | 257762 | 2.18 | 2.18 | N.A. | N.A. |
| (d) | Any Other (specify) Clearing Member | 21 | 38027 | 38027 | 0.24 | 0.24 | N.A. | N.A. |
| (e) | Any Other (specify) Trust | 0 | 0 | 0 | 0.00 | 0.00 | N.A. | N.A. |
| | Sub-Total (B)(2) | 8817 | 5357498 | 4433307 | 33.52 | 33.52 | N.A. | N.A. |
| (B) | Total Public Shareholding (B)= (B)(1)+(B)(2) | 8818 | 5363098 | 4433307 | 33.56 | 33.56 | N.A. | N.A. |
| | TOTAL (A)+(B) | 8831 | 15982100 | 15052309 | 100.00 | 100.00 | 4794000 | 30.00 |
| (C) | Shares held by Custodians and against which Depository Receipts have been issued | 0 | 0 | 0 | 0.00 | 0.00 | N.A. | N.A. |


(Handwritten signature)

| | | | | | | | | |
|-----|--------------------------------|-------------|-----------------|-----------------|---------------|---------------|----------------|--------------|
| (a) | Depository Receipts | 0 | 0 | 0 | 0.00 | 0.00 | N.A. | N.A |
| | Sub Total (c) (1) | 0 | 0 | 0 | 0.00 | 0.00 | N.A. | N.A |
| | GRAND TOTAL (A)+(B)+(C) | 8831 | 15982100 | 15052309 | 100.00 | 100.00 | 4794000 | 30.00 |
| | | | | | | | | |
| | | | | | | | | |
| | | | | | | | | |
| | | | | | | | | |
| | | | | | | | | |
| | | | | | | | | |
| | | | | | | | | |


 COMPANY SECRETARY
 COMPANY SECRETARY

**(I)(b) Statement showing Shareholding of persons belonging to the category
“Promoter and Promoter Group”**

| Sr. No. | Name of the shareholder | Total shares held | | Shares pledged or otherwise encumbered | | |
|--------------|------------------------------|-------------------|---------------------------------------|--|------------------|--|
| | | Number of shares | As a % of grand total (A) + (B) + (C) | Number | As a percent age | As a % of grand total (A)+(B)+(C) of sub-clause (I)(a) |
| 1 | T R HANDA | 317150 | 1.98 | 0 | 0.00 | 0.00 |
| 2 | RAJAN HANDA | 9017600 | 56.42 | 4794000 | 53.16 | 30.00 |
| 3 | USHA HANDA | 141000 | 0.88 | 0 | 0.00 | 0.00 |
| 4 | MAMTA HANDA | 211102 | 1.32 | 0 | 0.00 | 0.00 |
| 5 | ANANDANA HANDA | 500 | 0.00 | 0 | 0.00 | 0.00 |
| 6 | RAGHAV HANDA | 2500 | 0.02 | 0 | 0.00 | 0.00 |
| 7 | RISHAB HANDA | 2500 | 0.02 | 0 | 0.00 | 0.00 |
| 8 | RAJESH CHOPRA | 12150 | 0.08 | 0 | 0.00 | 0.00 |
| 9 | SANGEETA CHOPRA | 74400 | 0.47 | 0 | 0.00 | 0.00 |
| 10 | GEETANJALI CHOPRA | 26050 | 0.16 | 0 | 0.00 | 0.00 |
| 11 | GAURAV CHOPRA | 56350 | 0.35 | 0 | 0.00 | 0.00 |
| 12 | RAJESH CHOPRA (HUF) | 7700 | 0.05 | 0 | 0.00 | 0.00 |
| 13 | SCHOLAR TRADING PVT. LIMITED | 750000 | 4.69 | 0 | 0.00 | 0.00 |
| TOTAL | | 10619002 | 66.44 | 4794000 | 45.15 | 30.00 |
| | | | | | | |
| | | | | | | |
| | | | | | | |
| | | | | | | |
| | | | | | | |
| | | | | | | |
| | | | | | | |

For CE PUNJ INDIA LTD


(I)(c) Statement showing Shareholding of persons belonging to the category
“Public” and holding more than 1% of the total number of shares


| Sr. No. | Name of the shareholder | Number of shares | Shares as a percentage of total number of shares {i.e., Grand Total (A)+(B)+(C) indicated in Statement at para (I)(a) above} |
|--------------|----------------------------|------------------|--|
| 1 | M & M E SYSTEMS PVT LTD | 200000 | 1.251 |
| 2 | Bennett Coleman & Co. Ltd. | 500000 | 3.129 |
| TOTAL | | 700000 | 4.380 |

21/05/2018

Company Secretary


(I)(d) Statement showing details of locked-in shares

| Sr. No. | Name of the shareholder | Number of locked-in shares | Locked-in shares as a percentage of total number of shares {i.e., Grand Total (A)+(B)+(C) indicated in Statement at para (I)(a) above} |
|--------------|-------------------------|----------------------------|--|
| 1 | Honey Parwal | 44707 | 0.28% |
| 2 | Mamta Handa | 211102 | 1.32% |
| 3 | Sandeep Parwal | 54652 | 0.34% |
| TOTAL | | 310461 | 1.94% |

For OFFICE OF THE COMPANY SECRETARY

Company Secretary


(II)(a) Statement showing details of Depository Receipts (DRs)

| Sr. No. | Type of outstanding DR (ADRs, GDRs, SDRs, etc.) | Number of outstanding DRs | Number of shares underlying outstanding DRs | Shares underlying outstanding DRs as a percentage of total number of shares {i.e., Grand Total (A)+(B)+(C) indicated in Statement at para (I)(a) above} |
|--------------|---|---------------------------|---|---|
| 1 | | 0 | 0 | 0.00 |
| | | | | |
| | | | | |
| TOTAL | | | | |

For CHARTERED ACCOUNTANTS

Company Secretary

(II)(b) Statement showing Holding of Depository Receipts (DRs), where underlying shares are in excess of 1% of the total number of shares

| Sr. No. | Name of the DR Holder | Type of outstanding DR (ADRs, GDRs, SDRs, etc.) | Number of shares underlying outstanding DRs | Shares underlying outstanding DRs as a percentage of total number of shares {i.e., Grand Total (A)+(B)+(C) indicated in Statement at para (I)(a) above} |
|--------------|-----------------------|---|---|---|
| 1 | | 0 | 0 | 0.00 |
| | | | | |
| | | | | |
| TOTAL | | | | |

For CFO

Company Secretary