



Statement Showing Shareholding Pattern			
Name of the Company :	OK PLAY INDIA LIMITED		
Scrip Code :	526415	Quarter Ended 30th September, 2013	
Partly paid-up Shares	No. of partly paid-up Shares	As a % of total no. of partly paid-up Shares	As a % of total no. of Shares of the Company
Held by promoter/promoter group	0	0	0
Held by public	26000	100	0.15
Total	26000	100	0.15
Outstanding convertible securities:-	No. of outstanding securities	As a % of total no. of outstanding convertible securities	As a % of total no. of shares of the company, assuming full conversion of the convertible securities
Held by promoter/promoter group	0	0	0
Held by public	0	0	0.00
Total	0	0	0.00
Warrants :-	No. of warrants	As a % of total no. of warrants	As a % of total no. of shares of the company, assuming full conversion of warrants
Held by promoter/promoter group	1000000	100	5.89
Held by public	0	0	0
Total	1000000	0	5.89
Total paid-up capital of the company , assuming full conversion warrants and convertible securities	179691000		

For OK PLAY INDIA LTD.


Company Secretary

		Statement Showing Shareholding Pattern							
Name of the Company :		OK PLAY INDIA LIMITED							
Scrip Code :		526415		Quarter Ended 30th September, 2013					
Category code (I)	Category of Shareholder (II)	Number of Shareholders (III)	Total number of shares (IV)	Number of shares held in dematerialized form (V)	Total shareholding as a percentage of total number		Shares Pledged or otherwise encumbered		
					As a percentage of (A+B) ¹ (VI)	As a percentage of (A+B+C) (VII)	Number of shares (VIII)	As a percentage (IX)=(VIII)/(I V) * 100	
(A)	Shareholding of Promoter and Promoter Group ²								
1	Indian								
(a)	Individuals/ Hindu Undivided Family								
(b)	Central Government/ State Government(s)	12	9869002	9869002	58.114	58.114	4794000	48.576	
(c)	Bodies Corporate	0	0	0	0.000	0.000	0	0.00	
(d)	Financial Institutions/ Banks	1	750000	750000	4.416	4.416	0	0.00	
(e)	Any Others(Specify)	0	0	0	0.000	0.000	0	0.00	
(e-i)		0	0	0	0.000	0.000	0	0.00	
(e-ii)									
	Sub Total(A)(1)	13	10619002	10619002	62.531	62.531	4794000	45.145	
2	Foreign								
a	Individuals (Non-Residents Individuals/ Foreign Individuals)	0	0	0	0.00	0.00	0	0.00	
b	Bodies Corporate	0	0	0	0.00	0.00	0	0.00	
c	Institutions	0	0	0	0.00	0.00	0	0.00	
d	Any Others(Specify)	0	0	0	0.00	0.00	0	0.00	
	Sub Total(A)(2)	0	0	0	0.00	0.00	0	0.00	
	Total Shareholding of Promoter and Promoter Group (A)= (A)(1)+(A)(2)	13	10619002	10619002	62.531	62.531	4794000	45.145	

For OK PLAY INDIA LTD

 Company Secretary

(B)	Public shareholding							
1	Institutions							
(a)	Mutual Funds/ UTI	1	5600	0	0.033	0.033	N.A.	N.A.
(b)	Financial Institutions / Banks	0	0	0	0.000	0.000	N.A.	N.A.
(c)	Central Government/ State Government(s)	0	0	0	0.000	0.000	N.A.	N.A.
(d)	Venture Capital Funds	0	0	0	0.000	0.000	N.A.	N.A.
(e)	Insurance Companies	0	0	0	0.000	0.000	N.A.	N.A.
(f)	Foreign Institutional Investors	0	0	0	0.000	0.000	N.A.	N.A.
(g)	Foreign Venture Capital Investors	0	0	0	0.000	0.000	N.A.	N.A.
(h)	Any Other (specify)	0	0	0	0.000	0.000	N.A.	N.A.
(h-i)								
(h-ii)								
	Sub-Total (B)(1)	1	5600	0	0.033	0.033	N.A.	N.A.
B 2	Non-institutions							
(a)	Bodies Corporate	135	1542160	1525360	9.081	9.081	N.A.	N.A.
(b)	Individuals							
I	Individuals -i. Individual shareholders holding nominal share capital up to Rs 1 lakh	8102	2251477	1446886	13.258	13.258	N.A.	N.A.
II	ii. Individual shareholders holding nominal share capital in excess of Rs. 1 lakh.	40	2200547	2199547	12.958	12.958	N.A.	N.A.
(c)	Any Other (NRI)	282	347842	257542	2.048	2.048	N.A.	N.A.
(d)	Any Other (specify) Clearing Member	15	15472	15472	0.091	0.091	N.A.	N.A.
(e)	Any Other (specify) Trust	0	0	0	0.000	0.000	N.A.	N.A.
	Sub-Total (B)(2)	8574	6357498	5444807	37.436	37.436	N.A.	N.A.
(B)	Total Public Shareholding (B)= (B)(1)+(B)(2)	8575	6363098	5444807	37.469	37.469	N.A.	N.A.
	TOTAL (A)+(B)	8588	16982100	16063809	100.00	100.00	4794000	28.23
(C)	Shares held by Custodians and against which Depository Receipts have been issued	0	0	0	0.00	0.00	N.A.	N.A.

For OK FLAY INDIA LTD.

Company Secretary

(a)	Depository Receipts	0	0	0	0.00	0.00	N.A.	N.A.
	Sub Total (c) (1)	0	0	0	0.00	0.00	N.A.	N.A.
	GRAND TOTAL (A)+(B)+(C)	8588	16982100	16063809	100.00	100.00	4794000	28.23


For OK PLAY INDIA LTD.

 Company Secretary

(I)(b) Statement showing Shareholding of persons belonging to the category
"Promoter and Promoter Group"

Sr. No.	Name of the shareholder	Total shares held		Shares pledged or otherwise encumbered		
		Number of shares	As a % of grand total (A)+(B)+(C)	Number	As a percent age	As a % of grand total (A)+(B)+(C) of sub-clause (I)(a)
1	T R HANDA	317150	1.868	0	0.00	0.00
2	RAJAN HANDA	9017600	53.101	4794000	53.16	28.23
3	USHA HANDA	141000	0.830	0	0.00	0.00
4	MAMTA HANDA	211102	1.243	0	0.00	0.00
5	ANANDANA HANDA	500	0.003	0	0.00	0.00
6	RAGHAV HANDA	2500	0.015	0	0.00	0.00
7	RISHAB HANDA	2500	0.015	0	0.00	0.00
8	RAJESH CHOPRA	12150	0.072	0	0.00	0.00
9	SANGEETA CHOPRA	74400	0.438	0	0.00	0.00
10	GEETANJALI CHOPRA	26050	0.153	0	0.00	0.00
11	GAURAV CHOPRA	56350	0.332	0	0.00	0.00
12	RAJESH CHOPRA (HUF)	7700	0.045	0	0.00	0.00
13	SCHOLAR TRADING PVT. LIMITED	750000	4.416	0	0.00	0.00
	TOTAL	10619002	62.531	4794000	45.15	28.23

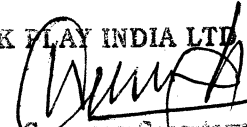
For OK PLAY INDIA LTD.


 Company Secretary

**(I)(c) Statement showing Shareholding of persons belonging to the category
"Public" and holding more than 1% of the total number of shares**

Sr. No.	Name of the shareholder	Number of shares	Shares as a percentage of total number of shares {i.e., Grand Total (A)+(B)+(C) indicated in Statement at para (I)(a) above}
1	Bennett Coleman & Co. Ltd.	500000	2.944
2	United Air Products Private Limited	197622	1.164
3	M & M E SYSTEMS PVT LTD	200000	1.178
4	Honey Parwal	374707	2.206
5	Shankar Somani	250000	1.472
6	Kanav Parwal	171874	1.012
TOTAL		1694203	9.976

For OK PLAY INDIA LTD


Company Secretary

(I)(c) Statement showing Shareholding of persons belonging to the category
“Public” and holding more than 5% of the total number of shares

Sr. No.	Name of the shareholder	Number of shares	Shares as a percentage of total number of shares {i.e., Grand Total (A)+(B)+(C) indicated in Statement at para (I)(a) above}
1	NIL	NIL	NIL
TOTAL		0	0.000

For OK PLAY INDIA LTD.

Company Secretary

(I)(d) Statement showing details of locked-in shares

Sr. No.	Name of the shareholder	Number of locked-in shares	Locked-in shares as a percentage of total number of shares {i.e., Grand Total (A)+(B)+(C) indicated in Statement at para (I)(a) above}
1	Kamal Kishore Somani HUF	50000	0.294%
2	Honey Parwal	330000	1.943%
3	Shankar Somani	250000	1.472%
4	Sandeep Parwal	100000	0.589%
5	Ankit Somai	50000	0.294%
6	Kanav Parwal	170000	1.001%
7	Rachit Somani	50000	0.294%
TOTAL		1000000	5.887%

For OK PLAY INDIA LTD.

Company Secretary

(II)(a) Statement showing details of Depository Receipts (DRs)

Sr. No.	Type of outstanding DR (ADRs, GDRs, SDRs, etc.)	Number of outstanding DRs	Number of shares underlying outstanding DRs	Shares underlying outstanding DRs as a percentage of total number of shares {i.e., Grand Total (A)+(B)+(C) indicated in Statement at para (I)(a) above}
1		0	0	0.00
TOTAL		0	0	0.00

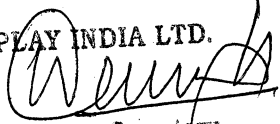
For OK PLAY INDIA LTD.

Company Secretary

(II)(b) Statement showing Holding of Depository Receipts (DRs), where underlying shares are in excess of 1% of the total number of shares

Sr. No.	Name of the DR Holder	Type of outstanding DR (ADRs, GDRs, SDRs, etc.)	Number of shares underlying outstanding DRs	Shares underlying outstanding DRs as a percentage of total number of shares {i.e., Grand Total (A)+(B)+(C) indicated in Statement at para (I)(a) above}
1		0	0	0.00
TOTAL		0	0	0.00

For OK PLAY INDIA LTD.


Company Secretary