



Statement Showing Shareholding Pattern			
Name of the Company :			
OK PLAY INDIA LIMITED			
Scrip Code :		Quarter Ended 31st March, 2014	
526415			
Partly paid-up Shares	No. of partly paid-up Shares	As a % of total no. of partly paid-up Shares	As a % of total no. of Shares of the Company
Held by promoter/promoter group	0	0	0
Held by public	26000	100	0.15
Total	26000	100	0.15
Outstanding convertible securities:-	No. of outstanding securities	As a % of total no. of outstanding convertible securities	As a % of total no. of shares of the company, assuming full conversion of the convertible securities
Held by promoter/promoter group	0	0	0
Held by public	0	0	0.00
Total	0	0	0.00
Warrants :-	No. of warrants	As a % of total no. of warrants	As a % of total no. of shares of the company, assuming full conversion of warrants
Held by promoter/promoter group	899000	100	5.26
Held by public	0	0	0
Total	899000	0	5.26
Total paid-up capital of the company, assuming full conversion warrants and convertible securities (₹.)	179691000		

For OK PLAY INDIA LTD.



 OK PLAY INDIA LTD.

Statement Showing Shareholding Pattern		Quarter Ended 31st March, 2014		Total shareholding as a percentage of total number		Shares Pledged or otherwise encumbered		
Name of the Company :		OK PLAY INDIA LIMITED						
Scrip Code :		526415						
Category code (I)	Category of Shareholder (II)	Number of Shareholders III	Total number of shares (IV)	Number of shares held in dematerialized form (V)	As a percentage of (A+B) ¹ (VI)	As a percentage of (A+B+C) (VII)	Number of shares (VIII)	As a percentage (IX)=(VIII)/(I V) * 100
(A)	Shareholding of Promoter and Promoter Group ²							
1	Indian							
(a)	Individuals/ Hindu Undivided Family	13	9970002	9869002	58.362	58.362	4794000	48.084
(b)	Central Government/ State Government(s)	0	0	0	0.000	0.000	0	0.00
(c)	Bodies Corporate	1	750000	750000	4.390	4.390	0	0.00
(d)	Financial Institutions/ Banks	0	0	0	0.000	0.000	0	0.00
(e)	Any Others(Specify)	0	0	0	0.000	0.000	0	0.00
(e-i)								
(e-ii)								
	Sub Total(A)(1)	14	10720002	10619002	62.752	62.752	4794000	44.720
2	Foreign							
a	Individuals (Non-Residents Individuals/ Foreign Individuals)	0	0	0	0.00	0.00	0	0.00
b	Bodies Corporate	0	0	0	0.00	0.00	0	0.00
c	Institutions	0	0	0	0.00	0.00	0	0.00
d	Any Others(Specify)	0	0	0	0.00	0.00	0	0.00
	Sub Total(A)(2)	0	0	0	0.00	0.00	0	0.00
	Total Shareholding of Promoter and Promoter Group (A)= (A)(1)+(A)(2)	14	10720002	10619002	62.752	62.752	4794000	44.720

(1)(c) Statement showing Shareholding of persons belonging to the category "Public" and holding more than 1% of the total number of shares


Sr. No.	Name of the shareholder	Number of shares	Shares as a percentage of total number of shares {i.e., Grand Total (A)+(B)+(C) indicated in Statement at para (1)(a) above}
1	Bennett Coleman & Co. Ltd.	500000	2.927
2	Dhampur Alco-Chemical Limited	182991	1.071
3	Dugar Growth Fund Private Limited	200000	1.171
4	Honey Parwal	374707	2.193
5	Shankar Somani	250000	1.463
6	Kanav Parwal	171874	1.006
TOTAL		1679572	9.832

For and on behalf of the Company

 Company Secretary

(D)(c) Statement showing Shareholding of persons belonging to the category "Public" and holding more than 5% of the total number of shares

Sr. No.	Name of the shareholder	Number of shares	Shares as a percentage of total number of shares {i.e., Grand Total (A)+(B)+(C) indicated in Statement at para (D)(a) above}
1	NIL	NIL	NIL
TOTAL		0	0.000

For Office

 CHARTERED ACCOUNTANT

(D)(d) Statement showing details of locked-in shares

Sr. No.	Name of the shareholder	Number of locked-in shares	Locked-in shares as a percentage of total number of shares [i.e., Grand Total (A)+(B)+(C) indicated in Statement at para (D)(a) above]
1	Mamta Handa	101000	0.591%
TOTAL		101000	0.591%

FOR OFFICIAL USE ONLY

CORPORATE SECRETARY

(II)(a) Statement showing details of Depository Receipts (DRs)

Sr. No.	Type of outstanding DR (ADRs, GDRs, SDRs, etc.)	Number of outstanding DRs	Number of shares underlying outstanding DRs	Shares underlying outstanding DRs as a percentage of total number of shares {i.e., Grand Total (A)+(B)+(C) indicated in Statement at para (I)(a) above}
1		0	0	0.00
TOTAL		0	0	0.00

FOR OK P

 COMPANY SECRETARY

(II)(b) Statement showing Holding of Depository Receipts (DRs), where underlying shares are in excess of 1% of the total number of shares

Sr. No.	Name of the DR Holder	Type of outstanding DR (ADRs, GDRs, SDRs, etc.)	Number of shares underlying outstanding DRs	Shares underlying outstanding DRs as a percentage of total number of shares {i.e., Grand Total (A)+(B)+(C) indicated in Statement at para (I)(a) above}
1		0	0	0.00
TOTAL		0	0	0.00

FOR DIRECTOR

 CHIEF FINANCIAL OFFICER