

General information about company	
Scrip code	526415
Name of the company	OK PLAY INDIA LIMITED
Whether company is SME	No
Class of Security	Equity Shares
Type of report	Quarterly
Quarter Ended / Half year ended/Date of Report (For Prelisting / Allotment)	31-03-2017
Date of allotment / extinguishment (in case Capital Restructuring selected) / Listing Date	
Shareholding pattern filed under	Regulation 31 (1) (b)

For OK PLAY INDIA LTD.

hsh

Sr. No.	Particular	Yes/No
1	Whether the Listed Entity has issued any partly paid up shares?	Yes
2	Whether the Listed Entity has issued any Convertible Securities ?	No
3	Whether the Listed Entity has issued any Warrants ?	Yes
4	Whether the Listed Entity has any shares against which depository receipts are issued?	No
5	Whether the Listed Entity has any shares in locked-in?	Yes
6	Whether any shares held by promoters are pledge or otherwise encumbered?	Yes
7	Whether company has equity shares with differential voting rights?	No


Company Secretary

Table I - Summary Statement holding of specified securities											
Category (I)	Category of shareholder (II)	Nos. Of shareholders (III)	No. of fully paid up equity shares held (IV)	No. Of Partly paid-up equity shares held (V)	No. Of shares underlying Depository Receipts (VI)	Total nos. shares held (VII) = (IV)+(V) + (VI)	Shareholding as a % of total no. of shares (calculated as per SCRR, 1957) (VIII) As a % of (A+B+C2)	Number of Voting Rights held in each class of securities (IX)			
								No of Voting (XIV) Rights			Total as a % of (A+B+C)
								Class eg: X	Class eg:y	Total	
(A)	Promoter & Promoter Group	10	10869012	0		10869012	58.41	10869012		10869012	58.41
(B)	Public	7506	7714003	25100		7739103	41.59	7739103		7739103	41.59
(C)	Non Promoter-Non Public										
(C1)	Shares underlying DRs										
(C2)	Shares held by Employee Trusts										
	Total	7516	18583015	25100		18608115	100	18608115		18608115	100

For OK PLAY INDIA LTD.

 Company Secretary

Table I - Summary Statement holding of specified securities										
Category (I)	Category of shareholder (II)	No. Of Shares Underlying Outstanding convertible securities (X)	No. of Shares Underlying Outstanding Warrants (Xi)	No. Of Shares Underlying Outstanding convertible securities and No. Of Warrants (Xi) (a)	Shareholding as a % assuming full conversion of convertible securities (as a percentage of diluted share capital) (XI)= (VII)+(X) As a % of (A+B+C2)	Number of Locked in shares (XII)		Number of Shares pledged or otherwise encumbered (XIII)		Number of equity shares held in dematerialized form (XIV)
						No. (a)	As a % of total Shares held (b)	No. (a)	As a % of total Shares held (b)	
(A)	Promoter & Promoter Group		600000	600000	59.71	3267862	30.07	7419000	68.26	10869012
(B)	Public		0	0	40.29	864015	11.16			6920034
(C)	Non Promoter-Non Public									
(C1)	Shares underlying DRs									
(C2)	Shares held by Employee Trusts									
	Total		600000	600000	100	4131877	22.2	7419000	39.87	17789046

For OK PLAY INDIA LTD.

 Company Secretary

Table II - Statement showing shareholding pattern of the Promoter and Promoter Group											
Sr.	Category & Name of the Shareholders (I)	Nos. Of shareholders (III)	No. of fully paid up equity shares held (IV)	No. Of Partly paid-up equity shares held (V)	No. Of shares underlying Depository Receipts (VI)	Total nos. shares held (VII) = (IV)+(V) + (VI)	Shareholding as a % of total no. of shares (calculated as per SCRR, 1957) (VIII) As a % of (A+B+C2)	Number of Voting Rights held in each class of securities (IX)			
								No of Voting (XIV) Rights			Total as a % of Total Voting rights
								Class eg: X	Class eg:y	Total	
A	Table II - Statement showing shareholding pattern of the Promoter and Promoter Group										
(1)	Indian										
(a)	Individuals/Hindu undivided Family	10	10869012	0		10869012	58.41	10869012		10869012	58.41
Sub-Total (A)(1)		10	10869012	0		10869012	58.41	10869012		10869012	58.41
(2)	Foreign										
Total Shareholding of Promoter and Promoter Group (A)= (A)(1)+(A)(2)		10	10869012	0		10869012	58.41	10869012		10869012	58.41
B	Table III - Statement showing shareholding pattern of the Public shareholder										
(1)	Institutions										
(a)	Mutual Funds	1	5600	0		5600	0.03	5600		5600	0.03
Sub-Total (B)(1)		1	5600	0		5600	0.03	5600		5600	0.03
(3)	Non-institutions										
(a(i))	Individuals - i. Individual shareholders holding nominal share capital up to Rs. 2 lakhs.	7015	2362039	25100		2387139	12.83	2387139		2387139	12.83
(a(ii))	Individuals - ii. Individual shareholders holding nominal share capital in excess of Rs. 2 lakhs.	36	2862348	0		2862348	15.38	2862348		2862348	15.38
(b)	NBFCs registered with RBI	2	39740	0		39740	0.21	39740		39740	0.21
(e)	Any Other (specify)	452	2444276	0		2444276	13.14	2444276		2444276	13.14
Sub-Total (B)(3)		7505	7708403	25100		7733503	41.56	7733503		7733503	41.56
Total Public Shareholding (B)=(B)(1)+(B)(2)+(B)(3)		7506	7714003	25100		7739103	41.59	7739103		7739103	41.59
C	Table IV - Statement showing shareholding pattern of the Non Promoter- Non Public shareholder										
Total (A+B+C2)		7516	18583015	25100		18608115	100	18608115		18608115	100
Total (A+B+C)		7516	18583015	25100		18608115	100	18608115		18608115	100

For OK PLAY BSE FILING

10/6

Company Secretary

Table II - Statement showing shareholding pattern of the Promoter and Promoter Group									
Sr.	No. Of Shares Underlying Outstanding convertible securities (X)	No. of Shares Underlying Outstanding Warrants (Xi)	No. Of Shares Underlying Outstanding convertible securities and No. Of Warrants (Xi) (a)	Shareholding , as a % assuming full conversion of convertible securities (as a percentage of diluted share capital) (XI)= (VII)+(X) As a % of (A+B+C2)	Number of Locked in shares (XII)		Number of Shares pledged or otherwise encumbered (XIII)		Number of equity shares held in dematerialized form (XIV)
					No. (a)	As a % of total Shares held (b)	No. (a)	As a % of total Shares held (b)	
A	Table II - Statement showing shareholding pattern of the Promoter and Promoter Group								
(1)	Indian								
(a)		600000	600000	59.71	3267862	30.07	7419000	68.26	10869012
Sub-Total (A)(1)		600000	600000	59.71	3267862	30.07	7419000	68.26	10869012
(2)	Foreign								
Total Shareholding of Promoter and Promoter Group (A)= (A)(1)+(A)(2)		600000	600000	59.71	3267862	30.07	7419000	68.26	10869012
B	Table III - Statement showing shareholding pattern of the Public shareholder								
(1)	Institutions								
(a)		0	0	0.03	0	0			0
Sub-Total (B)(1)		0	0	0.03	0	0			0
(3)	Non-institutions								
(a(i))		0	0	12.43	66475	2.78			1672670
(a(ii))		0	0	14.9	213567	7.46			2862348
(b)		0	0	0.21	0	0			39740
(e)		0	0	12.73	583973	23.89			2345276
Sub-Total (B)(3)		0	0	40.26	864015	11.17			6920034
Total Public Shareholding (B)=(B)(1)+(B)(2)+(B)(3)		0	0	40.29	864015	11.16			6920034
C	Table IV - Statement showing shareholding pattern of the Non Promoter- Non Public shareholder								
Total (A+B+C2)		600000	600000	100	4131877	22.2			17789046
Total (A+B+C)		600000	600000	100	4131877	22.2	7419000	39.87	17789046

For OK PLAY

 Company Secretary

Individuals/Hindu undivided Family							
Serial No.	1	2	3	4	5	6	7
Name of the Shareholders (I)	RAJESH CHOPRA (HUF)	RAJESH CHOPRA	SANGEETA CHOPRA	GEETANJALI CHOPRA	MAMTA HANDA	GAURAV CHOPRA	ANANDANA HANDA
PAN (II)	AAAHR1928Q	AADPC7946A	ABSPC2193H	AEPPC4794J	ABGPH4843P	AEFPC2751M	AFSPH0365Q
No. of fully paid up equity shares held (IV)	7700	12150	74400	26050	1000000	56350	500
No. Of Partly paid-up equity shares held (V)	0	0	0	0	0	0	0
No. Of shares underlying Depository Receipts (VI)							
Total nos. shares held (VII) = (IV)+ (V)+ (VI)	7700	12150	74400	26050	1000000	56350	500
Shareholding as a % of total no. of shares (calculated as per SCRR, 1957) (VIII) As a % of (A+B+C2)	0.04	0.07	0.4	0.14	5.37	0.3	0
Number of Voting Rights held in each class of securities (IX)							
Class eg:X	7700	12150	74400	26050	1000000	56350	500
Class eg:y							
Total	7700	12150	74400	26050	1000000	56350	500
Total as a % of Total Voting rights	0.04	0.07	0.4	0.14	5.37	0.3	0
No. Of Shares Underlying Outstanding convertible securities (X)							
No. of Shares Underlying Outstanding Warrants (Xi)	0	0	0	0	0	0	0
No. Of Shares Underlying Outstanding convertible securities and No. Of Warrants (Xi) (a)	0	0	0	0	0	0	0
Shareholding, as a % assuming full conversion of convertible securities (as a percentage of diluted share capital) (XI)- (VII)+(Xi)(a) As a % of (A+B+C2)	0.04	0.06	0.39	0.14	5.21	0.29	0

For OK PLAY INDIA LTD.

Number of Locked in shares (XII)							
No. (a)	0	0	0	0	1000000	0	0
As a % of total Shares held (b)	0	0	0	0	100	0	0
Number of Shares pledged or otherwise encumbered (XIII)							
No. (a)	0	0	0	0	0	0	0
As a % of total Shares held (b)	0	0	0	0	0	0	0
Number of equity shares held in dematerialized form (XIV)	7700	12150	74400	26050	1000000	56350	500
Reason for not providing PAN							
Reason for not providing PAN							

FOR OK PLAY ENTERPRISES LTD.

 COMPANY SECRETARY

Individuals/Hindu undivided Family				
Serial No.	8	9	10	
Name of the Shareholders (I)	RAJAN HANDA	RISHAB HANDA	RAGHAV HANDA	Click here to go back
PAN (II)	ABGPH4844L	AKKPH2624R	AKLPH1048N	Total
No. of fully paid up equity shares held (IV)	9686862	2500	2500	10869012
No. Of Partly paid-up equity shares held (V)	0	0	0	0
No. Of shares underlying Depository Receipts (VI)				
Total nos. shares held (VII) = (IV)+ (V)+ (VI)	9686862	2500	2500	10869012
Shareholding as a % of total no. of shares (calculated as per SCRR, 1957) (VIII) As a % of (A+B+C2)	52.06	0.01	0.01	58.41
Number of Voting Rights held in each class of securities (IX)				
Class eg:X	9686862	2500	2500	10869012
Class eg:y				
Total	9686862	2500	2500	10869012
Total as a % of Total Voting rights	52.06	0.01	0.01	58.41
No. Of Shares Underlying Outstanding convertible securities (X)				
No. of Shares Underlying Outstanding Warrants (Xi)	600000	0	0	600000
No. Of Shares Underlying Outstanding convertible securities and No. Of Warrants (Xi) (a)	600000	0	0	600000
Shareholding , as a % assuming full conversion of convertible securities (as a percentage of diluted share capital) (XI)= (VII) + (Xi)(a) As a % of (A+B+C2)	53.55	0.01	0.01	59.71
Number of Locked in shares (XII)				
No. (a)	2267862	0	0	3267862
As a % of total Shares held (b)	23.41	0	0	30.07
Number of Shares pledged or otherwise encumbered (XIII)				

For OK PLAY INDIA LTD.

Company Secretary

No. (a)	7419000	0	0	7419000
As a % of total Shares held (b)	76.59	0	0	68.26
Number of equity shares held in dematerialized form (XIV)	9686862	2500	2500	10869012
Reason for not providing PAN				
Reason for not providing PAN				


For OK PLAY BY A...


Individuals - ii. Individual shareholders holding nominal share capital in excess of Rs. 2 lakhs.					
Serial No.	1	2	3	4	
Name of the Shareholders (I)	RAJESH AGGAARWAL	SHANKAR SOMANI	SUNIL RAWAL	Other Shareholders	Click here to go back
PAN (II)	AAEPA5281D	AATPS5218D	ACDPR3872J	ZZZZZ9999Z	Total
No. of fully paid up equity shares held (IV)	252000	208900	473438	1928010	2862348
No. Of Partly paid-up equity shares held (V)	0	0	0	0	0
No. Of shares underlying Depository Receipts (VI)					
Total nos. shares held (VII) – (IV)+ (V)+ (VI)	252000	208900	473438	1928010	2862348
Shareholding as a % of total no. of shares (calculated as per SCRR, 1957) (VIII) As a % of (A+B+C2)	1.35	1.12	2.54	10.36	15.38
Number of Voting Rights held in each class of securities (IX)					
Class eg: X	252000	208900	473438	1928010	2862348
Class eg:y					
Total	252000	208900	473438	1928010	2862348
Total as a % of Total Voting rights	1.35	1.12	2.54	10.36	15.38
No. Of Shares Underlying Outstanding convertible securities (X)					
No. of Shares Underlying Outstanding Warrants (Xi)	0	0	0	0	0
No. Of Shares Underlying Outstanding convertible securities and No. Of Warrants (Xi) (a)	0	0	0	0	0
Shareholding , as a % assuming full conversion of convertible securities (as a percentage of diluted share capital) (XI)= (VII) +(X) As a % of (A+B+C2)	1.31	1.09	2.46	10.04	14.9
Number of Locked in shares (XII)					
No. (a)	0	0	0	0	0
As a % of total Shares held (b)	0	0	0	0	0
Number of equity shares held in					

For OK PLAY MEDIA LTD.

[Signature]

dematerialized form (XIV)	252000	208900	473438	1928010	2862348
Reason for not providing PAN					
Reason for not providing PAN				Textual Information (1)	

~~30/03/2017 12:00:00~~

 30/03/2017 12:00:00

Text Block	
Textual Information(1)	Holdig Less than 1% Shares


~~OK PLAY BSE Filing~~
~~2017~~

Any Other (specify)							
Serial No.	1	2	3	4	5	6	7
Category	Bodies Corporate	Bodies Corporate	Bodies Corporate	NRI – Non-Repatriate	NRI – Repatriate	NRI – Repatriate	Clearing Members
Category / More than 1 percentage	More than 1 percentage of shareholding	More than 1 percentage of shareholding	Category	Category	More than 1 percentage of shareholding	Category	Category
Name of the Shareholders (I)	ISHAAN METALS PVT. LTD.	ZEALOUS FINANCIAL SERVICES PVT. LTD.			RAVINDER CHAMANLAL MEHRA		
PAN (II)	AAACI1587L	AAACZ0057F			AJKPM3754E		
No. of the Shareholders (I)	1	1	123	15	1	229	82
No. of fully paid up equity shares held (IV)	304000	242382	919998	51050	334500	205857	386189
No. Of Partly paid-up equity shares held (V)	0	0	0	0	0	0	0
No. Of shares underlying Depository Receipts (VI)							
Total nos. shares held (VII) = (IV)+ (V)+ (VI)	304000	242382	919998	51050	334500	205857	386489
Shareholding as a % of total no. of shares (calculated as per SCRR, 1957) (VIII) As a % of (A+B+C2)	1.63	1.3	4.94	0.27	1.8	1.11	2.08
Number of Voting Rights held in each class of securities (IX)							
Class eg: X	304000	242382	919998	51050	334500	205857	386489
Class eg: y							
Total	304000	242382	919998	51050	334500	205857	386489
Total as a % of Total Voting rights	1.63	1.3	4.94	0.27	1.8	1.11	2.08
No. Of Shares Underlying Outstanding convertible securities (X)							
No. of Shares Underlying Outstanding Warrants (Xi)	0	0	0	0	0	0	0
No. Of Shares Underlying Outstanding convertible securities and No. Of Warrants (Xi) (a)	0	0	0	0	0	0	0
Shareholding , as a % assuming full conversion of convertible securities (as a							

For OK PLAY

Company Seal

percentage of diluted share capital (X1)= (VII) + (X) As a % of (A+B+C2)	1.58	1.26	4.79	0.27	1.74	1.07	2.01
Number of Locked in shares (XII)							
No. (a)	0	0	249473	0	334500	0	0
As a % of total Shares held (b)	0	0	27.12	0	100	0	0
Number of equity shares held in dematerialized form (XIV)	304000	242382	903198	51050	334500	123657	386489
Reason for not providing PAN							
Reason for not providing PAN							




 For OF PAN

Any Other (specify)	
Serial No.	
Category	
Category / More than 1 percentage	
Name of the Shareholders (I)	Click here to go back
PAN (II)	Total
No. of the Shareholders (I)	449
No. of fully paid up equity shares held (IV)	1563394
No. Of Partly paid-up equity shares held (V)	0
No. Of shares underlying Depository Receipts (VI)	
Total nos. shares held (VII) = (IV)+ (V)+ (VI)	1563394
Shareholding as a % of total no. of shares (calculated as per SCRR, 1957) (VIII) As a % of (A+B+C2)	8.4
Number of Voting Rights held in each class of securities (IX)	
Class eg: X	1563394
Class eg: y	
Total	1563394
Total as a % of Total Voting rights	8.4
No. Of Shares Underlying Outstanding convertible securities (X)	
No. of Shares Underlying Outstanding Warrants (Xi)	0
No. Of Shares Underlying Outstanding convertible securities and No. Of Warrants (Xi) (a)	0
Shareholding , as a % assuming full conversion of convertible securities (as a percentage of diluted share capital) (XI)= (VII) + (X) As a % of (A+B+C2)	8.14
Number of Locked in shares (XII)	

[Handwritten Signature]
 Company Secretary

No. (a)	249473
As a % of total Shares held (b)	15.96
Number of equity shares held in dematerialized form (XIV)	1464394
Reason for not providing PAN	
Reason for not providing PAN	

~~FOR OFFICIAL USE ONLY~~
Handwritten signature



FOR OK PLAY MEDIA LTD.

Handwritten signature
OK PLAY MEDIA LTD.